


Networking

Powerful,
High-Speed
Networks



The Best Networking in the Business

The fastest, most versatile, reliable and easily configured networking available.

Our standard, fault-tolerant and multiplied networks are available on the MxPro 5, Axis EN and Axis AX series fire panels; so wherever you are in the world, you can benefit from our high-performance networking technology.



Advanced networking lets you program up to

230,000
CAUSE AND EFFECT
RULES PER NETWORK

That's why our systems are specified on the smallest to the very largest and most complicated sites.

Scalability and Flexibility

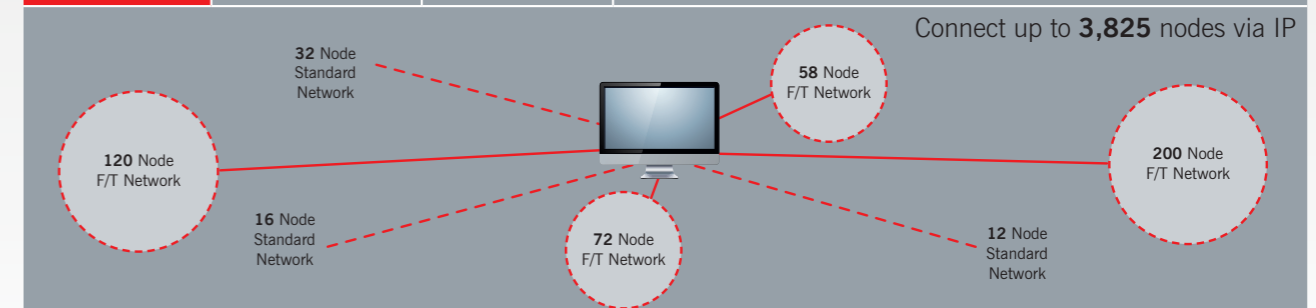
Type	Typical Use	Setup	Capacity
Standard Network	Sites where one panel per building controls evacuation	Standard Network Card: Mxp-503 and Mxp-003	Cable length (copper): 1.5km No. of nodes: 32 (50 with booster) No. of zones: 2,000 on MxPro 5 Typical time to communicate first event: 32 node network: 0.6 seconds 50 node network: 0.9 seconds



Type	Typical Use	Setup	Capacity
Fault-Tolerant Network	Sites where more than one panel per building controls evacuation	Fault-Tolerant Network Card: Mxp-509 and Mxp-009	Cable length between nodes (copper): up to 1.5km Loop length: 20km No. of nodes: 200 No. of zones: 2,000 on MxPro 5 No. of sectors: 100 on MxPro 5 Typical time to communicate first event on 200 node network: 3.5 seconds



Type	Typical Use	Setup	Capacity
Multiplied Network	For gathering data in one central location from different networks across many sites	Via Advanced's own graphics package or third party BMS (using BACnet and Modbus interface)	Dependent on type of GUI used: 255 networks of up to 15 fire panels (3,825 nodes in total) 10 networks of up to 200 panels (2,000 nodes in total)



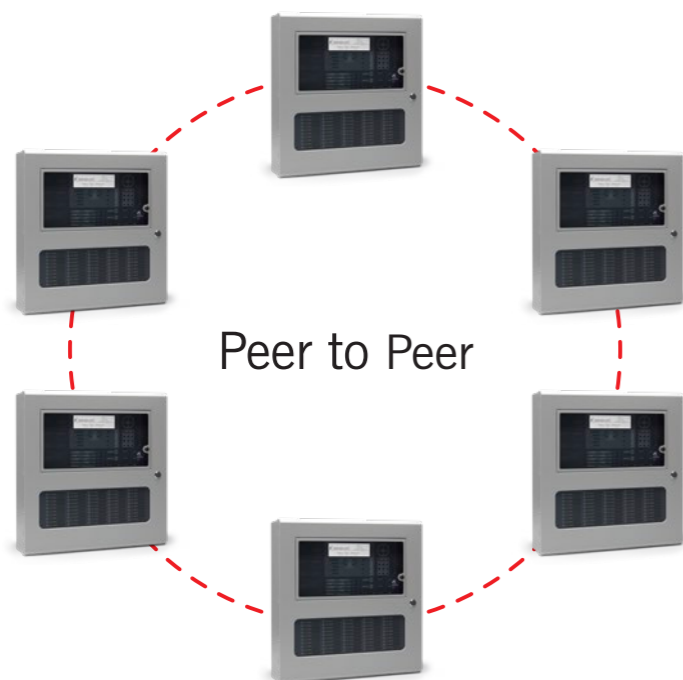
Maximum Performance and Ease of Use

Advanced networking has been designed with optimum performance, stability and ease of use at its core.

Peer-to-Peer Networking as Standard

This means:

- The network operates as a true peer-to-peer system so information from any input or output device is passed over the network and displayed on any control panel/remote terminal.
- You can view fire notifications, general alarms, pre-alarms, faults, analogue values, test instructions, status information as well as control inputs and disablements.



Simple Software

Our suite of easy-to-use software tools covers everything from configuration to service and remote control.

- All configuration data is contained within one user-friendly network configuration file.



Simple Installation, Maintenance and System Updates

- All control panels, remote terminals and network peripherals can be connected together on the same loop or radial connection using standard fire-resistant two-core cable.
- Simply adding and connecting a network card allows any control panel or remote terminal to be networked.
- It's simple to add extra panels at any time with minimal programming – as soon as you give a new node a valid network address, all other nodes become aware of it.
- Upload and perform flash upgrades per panel so that the rest of the system stays live during programming/reprogramming – an invaluable feature on sites where system downtime is prohibited/costly.



BMS Interface

The BMS Interface lets you integrate MxPro 5 panels and remote terminals with:

Third party BMS systems

- via Advanced Commander using BACNet or Modbus protocols, or
- by using Advanced protocol.

Graphics PCs for full graphical control of your systems.

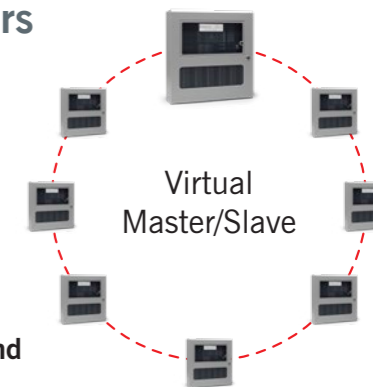
Multiple interfaces can be connected at different positions on the network as required.

Dynamic Zoning and Sectors

Dynamic zoning allows the system to share up to 2,000 zones. It also provides non-confusing indication and location of faults as well as better cross-panel reporting and site-wide control.

Sector-based programming allows you to restrict the information passed around the network.

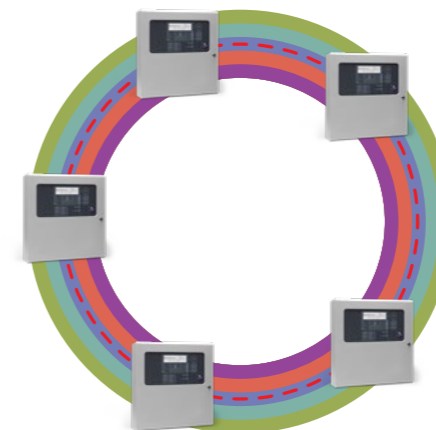
If you don't need/want total control from every panel, e.g. on multi-use sites, you can program the system using zones and building areas/sectors to create separate subdivisions with individual settings and/or create a virtual master/slave configuration.



More Control

It's simple to divide networks into zones, sectors, building areas, audio zones and smoke zones via a series of drop-down menus in the software. This makes it easy to configure a wide range of fire alarm, false alarm, audio, smoke control or building use strategies to suit any site's needs.

Any input device can be programmed to operate any output device on any panel.



- Zones
- Audio Zones
- Sectors
- Smoke Zones
- Building Areas

Network Graphics

The inclusion of TouchControl as part of your network allows you to access a graphical representation of the entire system for easier control and monitoring.

Unlike other graphical systems, TouchControl is part of the fire system and does not rely on any third party equipment, making it a highly reliable and efficient graphical solution.



IP Access

ipGateway™ gives you secure, real-time internet access to Advanced fire systems via a standard web browser.

Users anywhere in the world who have permissions can:

- Interrogate system status
- Enable/disable zones/devices
- Reset/mute networks and panels
- Silence/resound sounders on a panel or the network.

You can also configure automatic emails/SMS messages to alert selected recipients of specific fire system events.

Remote monitoring saves significant time and money by:

- Helping to identify problems before they actually happen
- Reducing unnecessary journeys to site.



Integrity and Resilience

High Speed Protocol

Advanced created its own networking protocol specifically to optimise fire system performance.


Our high-speed protocol ensures maximum reaction time following system events. It also means:

- Reliable signal prioritisation, so emergencies always take precedence over non-critical notifications
- Synchronisation of beacons and sounders, for fast and clear evacuation signalling and optimum protection for people and property
- Communication between panels is maintained for:
 - Up to 1.5km with copper cable
 - Up to 5km with multimode fibre
 - Up to 40km with single fibre
- Real data integrity.

PENN: Peripherals without the panel, anywhere on the network

The PENN (Peripheral Expansion Network Node) allows you to:

- Expand/reconfigure your fire system without affecting the existing installation
- Install peripherals in difficult locations
- Reduce cost/disruption by connecting remote inputs and outputs directly to the network instead of having to wire them back to a panel, which may be distantly located.





Penn

Network Diagnostics

Our fault-tolerant networks have network diagnostics built in, so any faults affecting the network are immediately and clearly displayed on the panel.

In statistical analysis mode, you can check the number of data packets and errors passing over the network. This early warning system helps to identify potential problems before they become serious.

For added security, our fault-tolerant networks continue to operate fully even if there is a single open or short circuit fault on any of the cables.



Technical support

Advanced **360***

Highly rated customer support. Available by telephone and online.

When you set up an Advanced360 account, you gain access to a host of helpful advice and support.

An account also gives you access to a wealth of online information, from 'how to' videos to datasheets and detailed product manuals. And everyone with an Advanced360 account can benefit from our dedicated monthly newsletter, packed with useful hints and tips.

Services include:

- **Technical support** – available by phone and online from one of our experienced technical support engineers
- **Support history** – open and view your live support tickets and see your full support history – enabling you to refer back to previous advice where required



- **Training** – view and book training slots (direct customers only), and download your training certificates at any time
- **Software** – download software and save your software packages by installation/site
- **Literature** – download manuals, specifications, approved partner certificates, technical information and more
- **Warranty certificates** – download warranty certificates for your sites.



Sign up now at advancedco.com



Email: enquiries@advancedco.com
Web: www.advancedco.com

 @advancedlive

 Advanced

 Advanced Fire

 **NBS Source**
PARTNER

Find us on NBS National BIM Library
www.nationalbimlibrary.com/advanced-electronics-ltd

MxPro 5, Axis AX, Axis EN and all other Advanced product brands
are trademarks of Advanced Electronics Ltd. All rights reserved.



A **Halma** company